

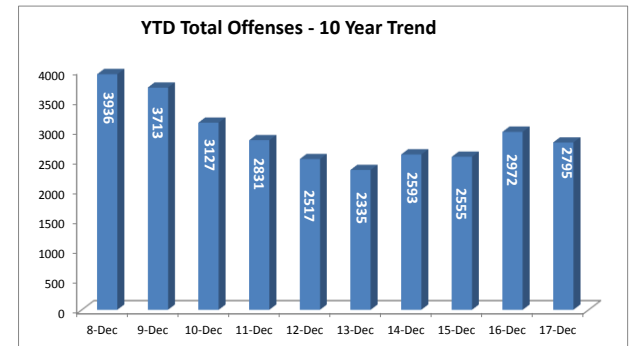
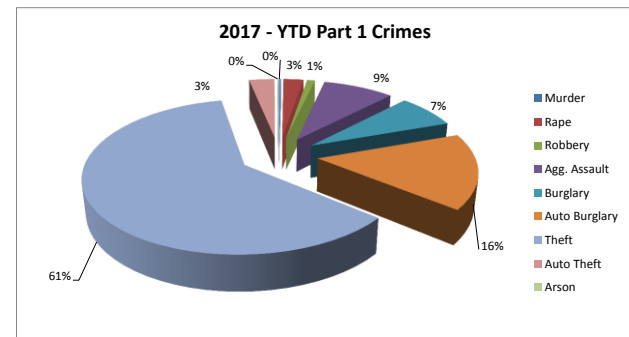


## GARDEN CITY POLICE DEPARTMENT

### Monthly Activity Report -December 2017

#### Offenses Reported

	Dec. 2017	YTD 2017	Dec. 2016	YTD 2016	% Change YTD	Arrest Dec. 2017	Arrest To Date 2017
<b>Part 1 Crimes</b>							
Murder	0	2	0	0	UNDF	0	4
Rape	2	23	2	23	0%	1	9
Robbery	0	9	1	9	0%	1	10
Agg. Assault	6	81	5	80	1%	2	55
Burglary	3	69	7	82	-16%	2	14
Auto Burglary	16	153	26	115	33%	0	17
Theft	63	572	48	717	-20%	38	209
Auto Theft	1	29	4	24	21%	0	0
Arson	0	1	0	5	-80%	0	0
<b>Total:</b>	<b>91</b>	<b>939</b>	<b>93</b>	<b>1055</b>	<b>-11%</b>	<b>44</b>	<b>318</b>
<b>Part 2 Crimes</b>							
Criminal Trespass	6	55	5	33	67%	6	49
Criminal Damage	13	233	19	264	-12%	3	113
Drug Violation	25	312	55	338	-8%	26	390
Forgery	1	29	1	25	16%	7	12
Graffiti	2	34	0	12	183%	0	0
Sexual Exploitation	1	15	1	16	-6%	0	2
Kidnapping	1	12	0	6	100%	0	11
Liquor Violations	2	12	3	10	20%	21	213
Sex Offenses	5	34	3	26	31%	0	23
Simple Assault	8	139	9	145	-4%	4	98
DV Battery	9	117	7	122	-4%	6	95
Weapons	2	11	3	16	-31%	2	8
Stalking	0	13	1	11	18%	0	4
All Other Crimes	50	485	28	400	21%	155	1177
<b>Total:</b>	<b>125</b>	<b>1501</b>	<b>135</b>	<b>1424</b>	<b>5%</b>	<b>230</b>	<b>2195</b>
<b>Grand Totals</b>	<b>216</b>	<b>2440</b>	<b>228</b>	<b>2479</b>	<b>-2%</b>	<b>274</b>	<b>2513</b>

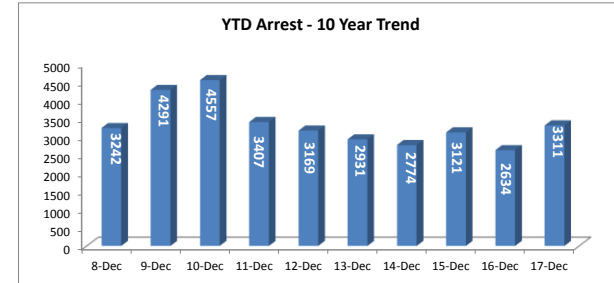


Community Statistics 2011-2017							
	2011	2012	2013	2014	2015	2016	2017
Population	28,855	29,167	30,678	30,761	30,945	30,948	31,214
New Commercial Business	10	10	11	11	29	3	5
New Residential Homes	46	20	61	34	95	27	18
Patrolling Area	8.68 sq miles	9.07 sq miles	9.18 sq miles	9.31 sq miles	9.75 sq miles	10.23 sq miles	10.99 sq miles

Offense Reports Summary				
	Dec. 2017	YTD 2017	Dec. 2016	YTD 2016
Offense Reports	242	2795	246	2972
Patrol/CRD Supplemental Report	384	3172	273	2221

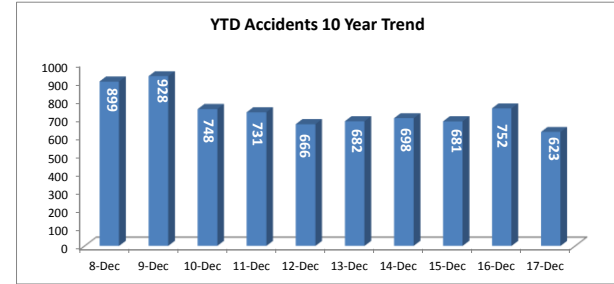
## Arrests

	Dec. 2017	YTD 2017	Dec. 2016	YTD 2016	% Change YTD
All Other Adult Arrests	212	2332	167	1718	36%
Alcohol Related Arrests	25	234	18	180	30%
Drug Related Arrests	17	355	58	460	-23%
<b>Total Adult Arrest</b>	<b>254</b>	<b>2921</b>	<b>243</b>	<b>2358</b>	<b>24%</b>
All Other Juveniles Detained	14	261	19	187	40%
Alcohol Related Detained	3	18	2	14	29%
Drug Related Detained	1	33	3	21	57%
Curfew Violations	2	78	5	54	44%
<b>Total Juvenile Arrest</b>	<b>20</b>	<b>390</b>	<b>29</b>	<b>276</b>	<b>41%</b>
<b>Total Custody:</b>	<b>274</b>	<b>3311</b>	<b>272</b>	<b>2634</b>	<b>26%</b>



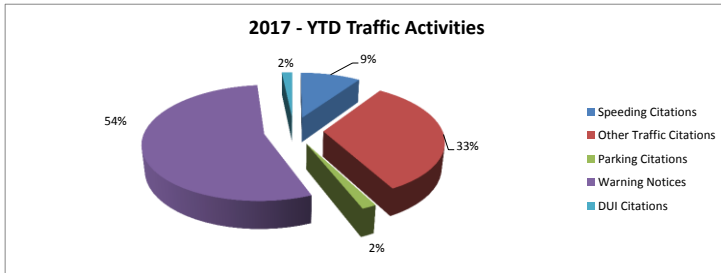
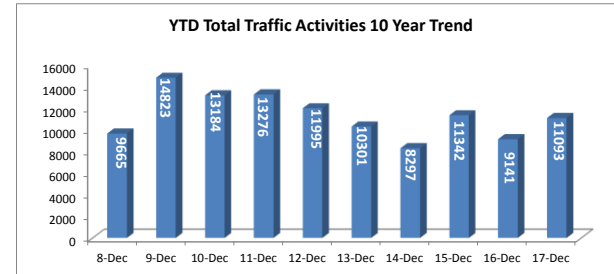
## Accidents

	Dec. 2017	YTD 2017	Dec. 2016	YTD 2016	% Change YTD
Fatal Accidents	0	1	0	1	0%
Injury Accidents	1	36	8	72	-50%
Non-Injury Accidents	51	586	65	679	-14%
<b>Total Accidents:</b>	<b>52</b>	<b>623</b>	<b>73</b>	<b>752</b>	<b>-17%</b>



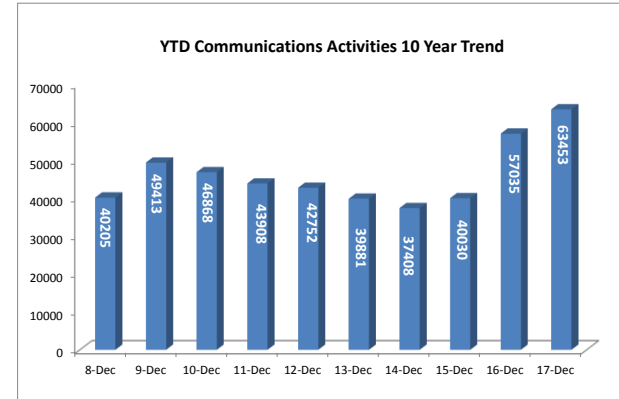
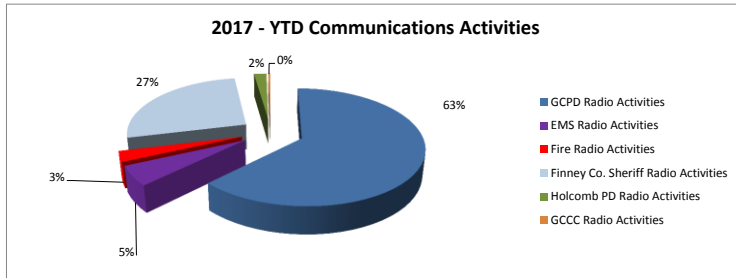
## Traffic Enforcement

	Dec. 2017	YTD 2017	Dec. 2016	YTD 2016	% Change YTD
Speeding Citations	57	1064	152	613	74%
Other Traffic Citations	240	3624	408	3200	13%
Parking Citations	28	185	29	185	0%
Warning Notices	481	6036	644	5027	20%
DUI Citations	11	184	11	116	59%
<b>Totals:</b>	<b>817</b>	<b>11093</b>	<b>1244</b>	<b>9141</b>	<b>21%</b>



## Communications Center Activities

	Dec. 2017	YTD 2017	Dec. 2016	YTD 2016	% Change YTD
GCPD Radio Activities	2892	39808	3240	34952	14%
EMS Radio Activities	278	3475	231	2163	61%
Fire Radio Activities	155	1864	132	1843	1%
Finney Co. Sheriff Radio Activities	1094	16853	1511	16426	3%
Holcomb PD Radio Activities	79	1251	132	1452	-14%
GCCC Radio Activities	3	202	21	199	2%
<b>Totals:</b>	<b>4501</b>	<b>63453</b>	<b>5267</b>	<b>57035</b>	<b>11%</b>
911 Calls	1075	16319	1462	17526	-7%
Administrative Phone Calls	6759	N/A	N/A	N/A	UNDF



## Investigations

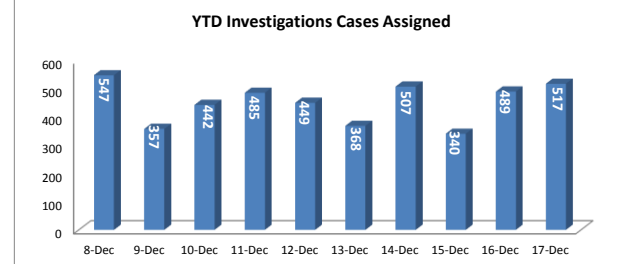
	December-17		YTD 2017		% Cleared
	Assigned	Cleared	Assigned	Cleared	
<b>Part 1 Crimes</b>					
Murder & non-Negligent	0	0	5	3	60%
Robbery	0	1	6	4	67%
Assault/Battery/Agg Aslt, Agg	2	3	34	39	115%
Burglary	2	0	16	22	138%
Auto Burglary	0	0	0	7	UNDF
Theft	0	1	51	58	114%
Arson	0	0	1	2	200%
<b>Total:</b>	<b>4</b>	<b>5</b>	<b>113</b>	<b>135</b>	<b>119%</b>
<b>Part 2 Crimes</b>					
Forgery/Counterfeiting	0	0	20	21	105%
Fraud	1	0	29	9	31%
Vandalism	0	0	2	1	50%
Weapons Violation	0	5	10	4	40%
Sex Offense	4	0	74	83	112%
Drug Violation	0	0	101	96	95%
Gambling	0	0	0	0	UNDF
Other Reportable Offenses	7	7	151	146	97%
Runaway	0	0	17	14	82%
<b>Total:</b>	<b>12</b>	<b>12</b>	<b>404</b>	<b>374</b>	<b>93%</b>
<b>Grand Totals</b>	<b>16</b>	<b>17</b>	<b>517</b>	<b>509</b>	<b>98%</b>

**Misc. Investigations Activities**

	Dec. 2017	YTD 2017	Dec. 2016	YTD 2016
Current Active Cases	221	N/A	N/A	N/A
Supplemental Reports	46	1243	161	1418
Search Warrants	1	118	13	131
Forfeitures Filed	0	1	0	5
*HVU Cases Assigned	5	92	5	N/A
K9 Deployments	7	150	21	204
**ICAC Cases	0	19	N/A	N/A
Computer Forensic Hours	125	1247.5	70	1055
***VSA /Criminal Polygraph	0	22	0	26

\*HVU -Household Violence Unit \*\*ICAC -Internet Crimes Against Children

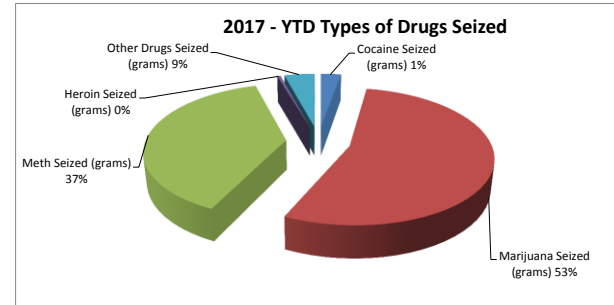
\*\*\*VSA- Voice Stress Analysis



## Evidence Section

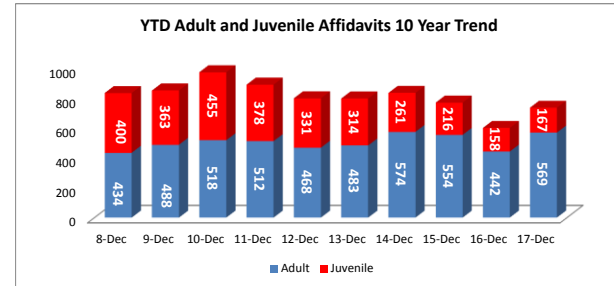
### GCPD Property and Evidence Seized

	Dec. 2017	YTD 2017	Dec. 2016	YTD 2016	% Change YTD
Evidence Collected	107	2397	397	3531	-32%
Guns Seized	5	47	2	27	74%
Cocaine Seized (grams)	0	85.101	0	34.42	147%
Marijuana Seized (grams)	30.1	1683.171	113.46	2742.495	-39%
Methamphetamine Seized (grams)	4.9	1192.832	42.95	436.431	173%
Heroin Seized (grams)	0	13.73	0	1.2	1044%
Other Drugs Seized (grams)	0	128.451	829.5	851.08	-85%
Prescription Drugs Seized (pills)	4	657	22	688.5	-5%
RX Drugs Drop Box (lbs.)	19.25	168.85	36.25	166.25	2%



## Affidavits

	Dec. 2017	YTD 2017	Dec. 2016	YTD 2016	% Change YTD
Adult Affidavits	38	607	57	499	22%
Juvenile Affidavits	18	185	17	175	6%
<b>Total:</b>	<b>56</b>	<b>792</b>	<b>74</b>	<b>674</b>	<b>18%</b>

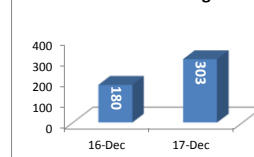


## Events

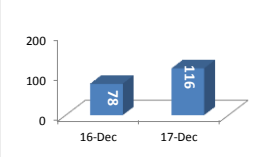
	Dec. 2017 # of Events	Dec. 2017 Minutes Spent	Dec. 2017 People Attended	Dec. 2017 # of Officers Assigned	YTD # of Events	YTD Minutes Spent	YTD # Of People Attended	YTD # Of Officers Assigned
Community Program	0	0	0	0	26	2925	4283	124
Presentations	3	180	558	9	65	4780	3780	87
Events	0	0	0	0	3	90	90	6
Parades	1	90	2000	13	5	360	10000	62
Traffic Control	0	0	0	0	8	675	505	12
Other	0	0	0	0	9	565	322	12
<b>Total:</b>	<b>4</b>	<b>270</b>	<b>2558</b>	<b>22</b>	<b>116</b>	<b>9395</b>	<b>18980</b>	<b>303</b>

\*This does not include SRO presentations

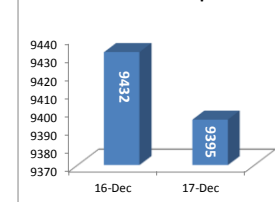
**YTD # Officers Assigned**



**YTD # Of Events**

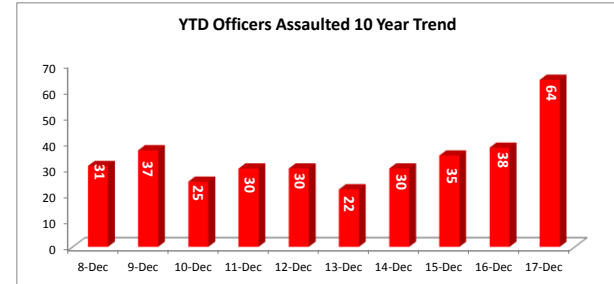


**YTD # Minutes Spent**



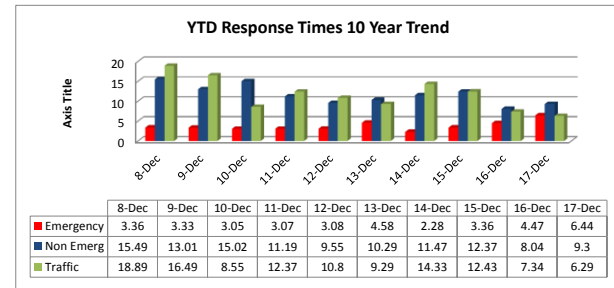
## Officers Assaulted

	Dec. 2017	YTD 2017	Dec. 2016	YTD 2016	% Change YTD
Firearm	1	6	0	2	200%
Cutting Instrument	0	6	2	2	200%
Other Dangerous Weapon	0	9	1	5	80%
Hands, Fist, Feet, Etc.	2	43	0	29	48%
Police Service Dog	0	0	0	0	UNDF
<b>Total Assaults:</b>	<b>3</b>	<b>64</b>	<b>3</b>	<b>38</b>	<b>68%</b>



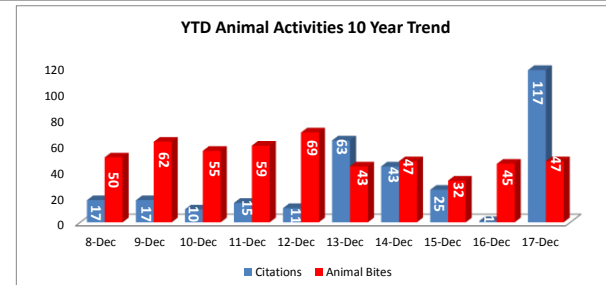
## Response Time Summary Overview

	Dec. 2017	Dec. 2016
Average Emergency	6.44	4.47
Average Non-Emergency	9.3	8.04
Average Traffic Accident	6.29	7.34



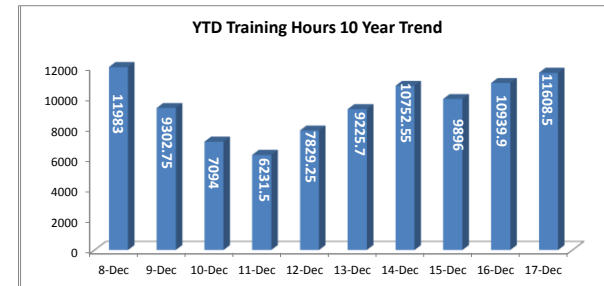
## Animal Incidents

	Dec. 2017	YTD 2017	Dec. 2016	YTD 2016	% Change YTD
Citations Issued	5	117	0	1	11600%
Animal Bites	5	47	3	45	4%



## Training Hours Received Overview

	Dec. 2017	YTD 2017	Dec. 2016	YTD 2016	% Change YTD
Administrative	9.00	287.00	26.00	634.25	-55%
Patrol/CRD Division	0.00	4519.50	299.50	4788.00	-6%
Support Services Division	5.50	721.25	9.00	388.90	85%
Investigations Division	2.00	632.00	75.50	1321.00	-52%
Instructor Hours	1.00	723.75	30.00	535.50	35%
<b>SUB-TOTAL TRAINING HRS</b>	<b>17.50</b>	<b>6883.50</b>	<b>440.00</b>	<b>7667.65</b>	<b>-10%</b>
Academy Training Hours	0.00	3451.50	136.00	3272.00	5%
SWAT Training Hours	78.00	1273.50	0.00	0.00	UNDF
<b>TOTAL TRAINING HOURS</b>	<b>95.50</b>	<b>11608.50</b>	<b>576.00</b>	<b>10939.65</b>	<b>6%</b>



## Administrative Overview

	Dec. 2017	YTD 2017	Dec. 2016	YTD 2016	% Change YTD
Allegations Received	1	16	1	11	45%
Unfounded	0	0	0	0	UNDF
Unsubstantiated	0	0	0	1	-100%
Sustained	0	3	1	7	-57%
Exonerated	0	4	0	4	0%
Violation Not Based On Complaint	0	0	0	2	-100%
Investigations In Progress	4	22	1	10	120%
Administrative Closure	2	5	0	1	400%
Commendations	0	30	2	44	-32%
Backgrounds Completed	0	36	N/A	N/A	UNDF
Backgrounds Active	0	37	N/A	N/A	UNDF
Tested Applicants	0	48	N/A	N/A	UNDF
New Hires	0	10	N/A	N/A	UNDF

